



Refugees/Migrants Emergency Response - Mediterranean

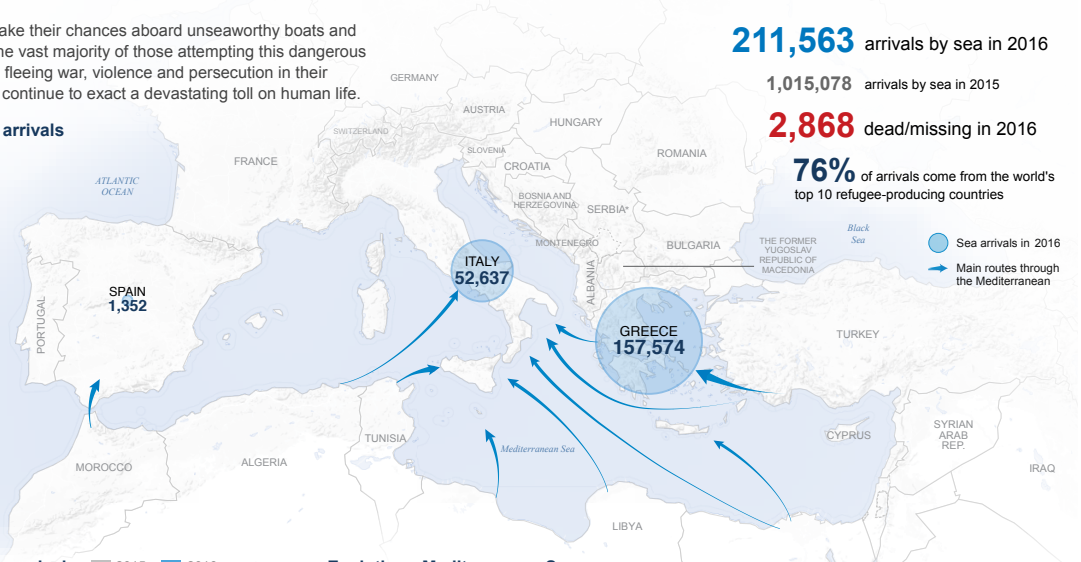
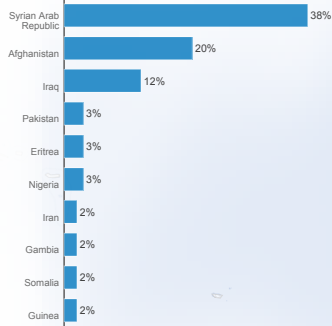
18 June 2016

<http://data.unhcr.org/mediterranean>

Increasing numbers of refugees and migrants take their chances aboard unseaworthy boats and dinghies in a desperate bid to reach Europe. The vast majority of those attempting this dangerous crossing are in need of international protection, fleeing war, violence and persecution in their country of origin. Every year these movements continue to exact a devastating toll on human life.

Top-10 nationalities of Mediterranean sea arrivals

Top-10 nationalities represent **87%** of the sea arrivals based on arrivals since 1 Jan 2016



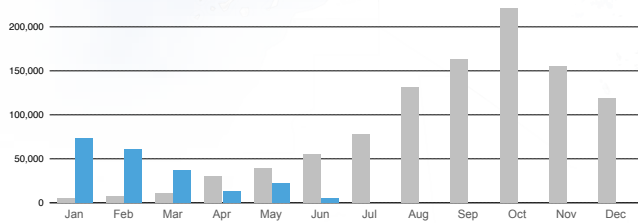
211,563 arrivals by sea in 2016

1,015,078 arrivals by sea in 2015

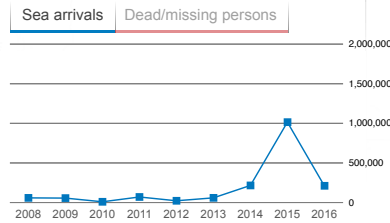
2,868 dead/missing in 2016

76% of arrivals come from the world's top 10 refugee-producing countries

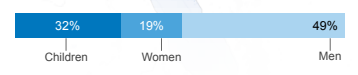
Comparison of monthly Mediterranean sea arrivals



Evolution - Mediterranean Sea



Demographics based on arrivals since 1 Jan 2016



*Serbia (AND KOSOVO): S/RES/1244 (1999)
 The boundaries and names shown and the designations used on this map do not imply official endorsement or acceptance by the United Nations